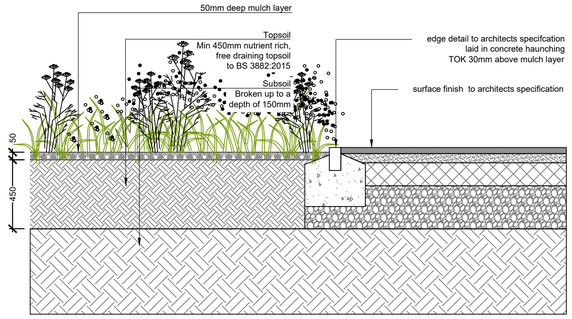

PLANTING THRESHOLD WITH HARD LANDSCAPE — 01 / 103

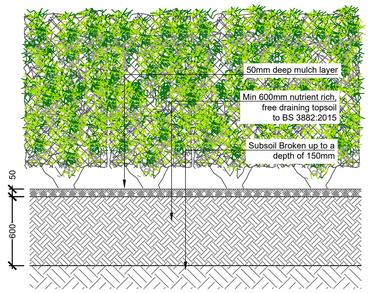

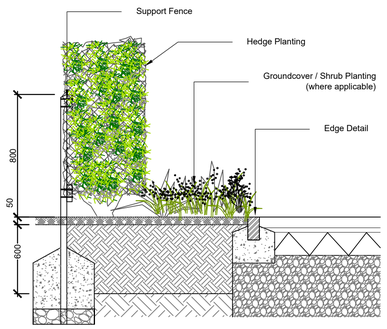

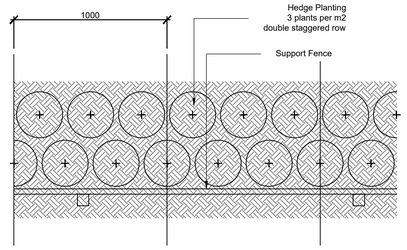

HEDGE PLANTING - With protective fencing — 02 / 103

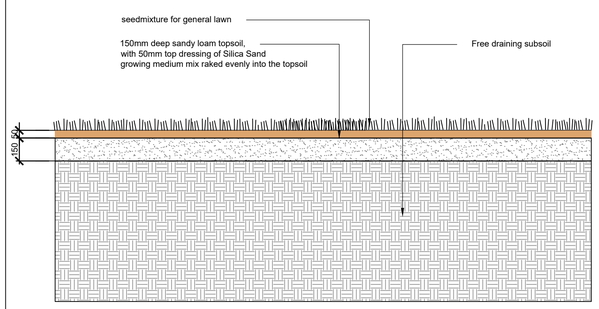

AMENITY GRASS LAWN — 03 / 103

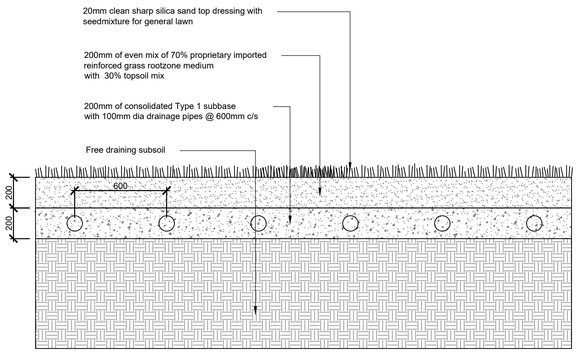

REINFORCED GRASS DETAIL — 04 / 103

NOTES:

Whip trees shall be planted randomly with no more than 5 plants of the same species planted in groups.

Blocks of similar species are not to be planted.

Rabbit guards to be fitted to all whips and feathered whips

Feathered whips should be planted no closer than 1m centers

Pits shall be excavated 150mm wider in all directions that the natural root spread of the plant min 300x300x300mm, plant tree at same level as grown in nursery.

Break up base of pit.

10% Feathered

90% Whips

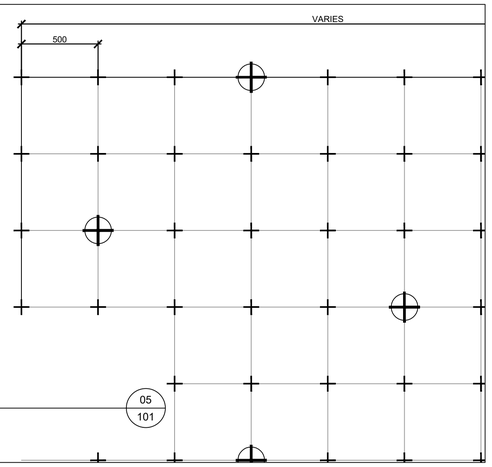

NATIVE WOODLAND / HEDGEROW PLANTING — 05 / 101

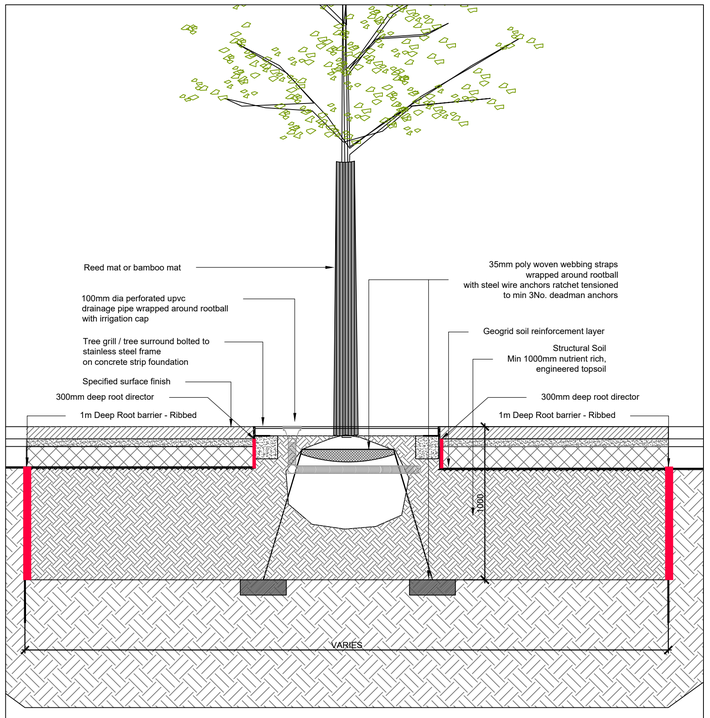

SPECIMEN TREE PLANTING - Hard Landscape — 06 / 103

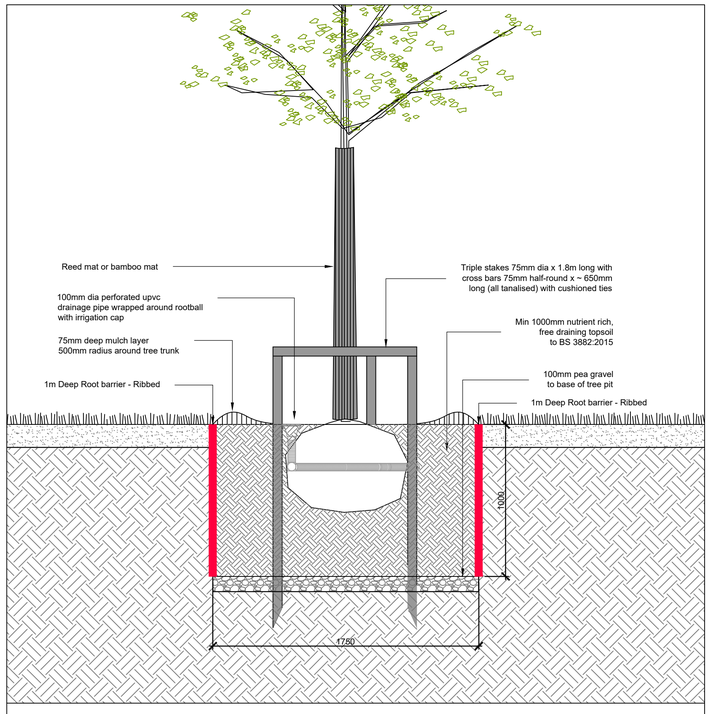

SPECIMEN TREE PLANTING - Soft Landscape — 07 / 103

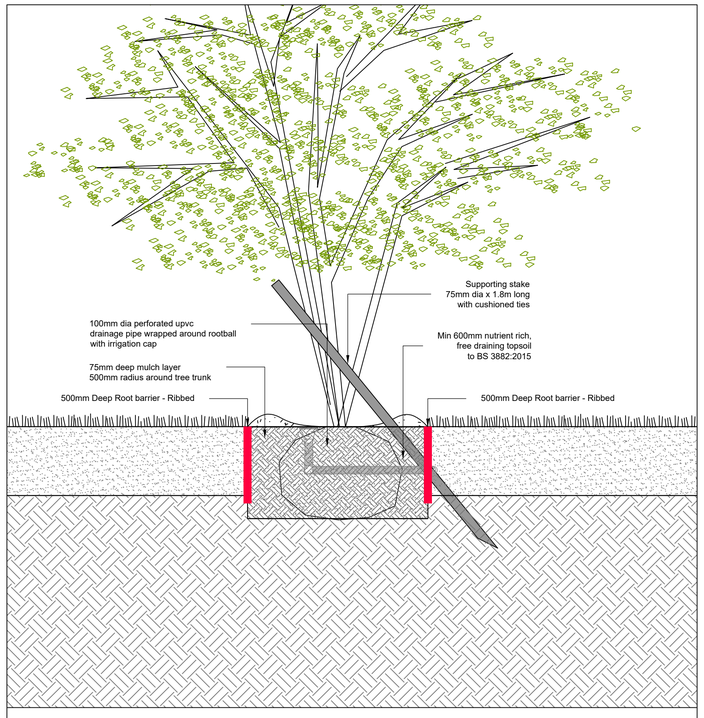

SMALL TREE / SPECIMEN SHRUB PLANTING — 08 / 103

NOTES:

TREE SPECIFCATION

- trunk circumference to match specification @ 1.0m height from base
- clear stem to 1.8 m high minimum unless feathered or otherwise specified
- upright development, strong single leader
- bark free of damage
- free of abrasion and disease
- species specific root development fitting to age and size of the appropriate tree
- sufficient fibrous roots
- rootball fitting to the species and size of the plant
- consistent rooting

TOPSOIL

- Unless otherwise stated/agreed all topsoil is to be imported and compliant with BS3882:2015
- Min depth of topsoil for tree planting: 1000mm
- Min depth of topsoil for specimen shrub & hedge planting: 600mm
- Min depth of topsoil for shrub and general planting: 450mm
- Min depth of topsoil for grass : 150mm
- Sample of proposed topsoil and accompanying data sheet to be supplied for approval by Landscape Architect prior to delivery to site

PLANTING GENERALLY

- The planting season for rootballed and bareroot stock is October to March
- All out of season tree planting to be either container grown or lifted & spring ringed the previous dormant season
- All plant and tree stock to be assembled on site for inspection and approval by Landscape Architect prior to planting
- Tree pit construction / excavation to be approved by landscape architect prior to planting

REV	DESCRIPTION	ISSUED BY	DATE

MITCHELL + ASSOCIATES
LANDSCAPE ARCHITECTURE URBAN DESIGN
Unit 5, Woodpark, The Rise, Glasnevin, Dublin 9, Ireland t: + 353 1 454 5066 e:info@mitchellassoc.net

PROJECT
THE GRANGE - STILLORGAN - PHASE 1

CLIENT
KW PRS ICAV acting for and on behalf of its sub-fund KW PRS Fund 10

JOB NO.
LGRA032

DRAWING
TYPICAL PLANTING DETAILS

DRAWING NO.
203

DRAWN BY	CHECKED	DATE
AXEL HENS	AH	09 08 2019
STATUS: PLANNING	**SCALE** 1:20 @ A1	**REVISION** 00

NOTES:
All dimensions are in millimeters unless otherwise stated and shall be checked and confirmed by the contractor on site. Any discrepancies shall be immediately reported to the landscape architects. Work to figured dimensions only - Do not scale from drawing. Do Not Scale. Use Figured Dimensions Only. Not for Construction Purposes unless Specifically Marked.

© THIS DRAWING IS COPYRIGHT OF MITCHELL + ASSOCIATES